

# Chapter 2

## Codes

In the previous chapter we examined the fundamental unit of information, the bit, and its various abstract representations: the mathematical bit, the classical bit, and the quantum bit.

A single bit is useful if exactly two answers to a question are possible. Examples include the result of a coin toss (heads or tails), the gender of a person (male or female), the verdict of a jury (guilty or not guilty), and the truth of an assertion (true or false). Most situations in life are more complicated. This chapter concerns the ways in which complex objects can be represented not by a single bit, but by arrays of bits.

It is convenient to focus on a very simple model of a system, in which the input is one of a predetermined set of objects, or “symbols,” the identity of the particular symbol chosen is encoded in an array of bits, these bits are transmitted through space or time, and then are decoded at a later time or in a different place to determine which symbol was originally chosen. In later chapters we will build on this model to deal with issues of robustness and efficiency.

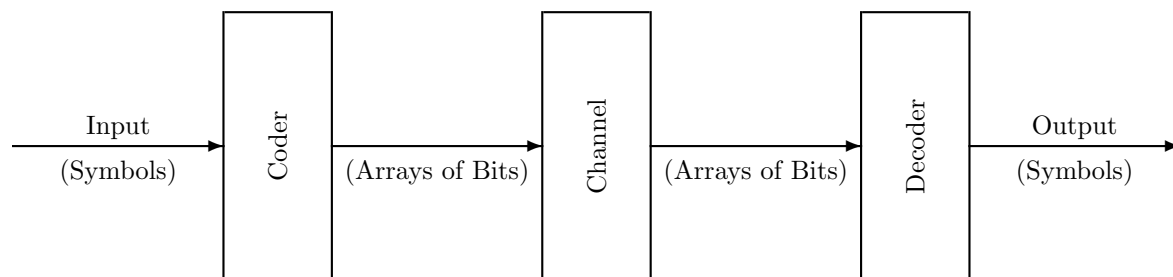


Figure 2.1: Generalized communication system

In this chapter we will look into several aspects of the design of codes, and discuss several examples in which these aspects were either done well or not so well. Separate notes will describe codes that illustrate the important points:

- Letters: BCD, EBCDIC, ASCII, Unicode, Morse Code
- Integers: Binary, Gray, 2’s complement
- Numbers: Floating-Point

---

Author: Paul Penfield, Jr.

Version 1.0.2, January 30, 2003. Copyright © 2003 Massachusetts Institute of Technology

URL: <http://www-mtl.mit.edu/Courses/6.050/notes/chapter2.pdf>

TOC: <http://www-mtl.mit.edu/Courses/6.050/notes/index.html>

- Proteins: Genetic Code
- Telephones: NANP, International codes
- Hosts: Ethernet, IP Addresses, Domain names
- Images: TIFF, GIF, and JPEG
- Audio: MP3
- Video: MPEG

## 2.1 Symbol Space Size

Different considerations are important depending on the number of symbols that need to be encoded. The number of symbols in a code is called the **symbol space size**. We will consider symbol spaces of different sizes:

- 2
- Integral power of 2
- Finite
- Infinite, Countable
- Infinite, Uncountable

If the number of symbols is 2, then the selection can be encoded in a single bit. If the number of possible symbols is 4, 8, 16, 32, 64, or another integral power of 2, then the selection may be coded in the number of bits equal to the logarithm, base 2, of the symbol space size. Thus 2 bits can designate the suit (clubs, diamonds, hearts, or spaces) of a playing card, and 5 bits can encode the selection of one student in a class of 32. A dreidel is a four-sided toy marked with Hebrew letters, and spun like a top in a children's game, especially at Hanukkah. The result of each spin could be encoded in 2 bits.

If the number of symbols is finite but not an integral power of 2, then the number of bits that would work for the next higher integral power of 2 can be used to encode the selection, but there will be some unused bit patterns. Examples include the 10 digits, the six faces of a cubic die, the 13 denominations of a playing card, and the 26 letters of the English alphabet. In each case, there is spare capacity (6 unused patterns in the 4-bit representation of digits, 2 unused patterns in the 3-bit representation of a die, etc.) What to do with this spare capacity is an important design issue that will be treated in the next section.

If the number of symbols is infinite but countable (able to be put into a one-to-one relation with the integers) then a bit string of a given length can only denote a finite number of items from this infinite set. Thus, a 4-bit code for positive integers might designate integers from 0 through 15, but would not be able to handle integers outside this range. If, as a result of some computation, it were necessary to represent larger numbers, then this "overflow" condition would have to be handled in some way.

If the number of symbols is infinite and uncountable (such as the value of a physical quantity like voltage or acoustic pressure) then some technique must be used to replace possible values by a finite number of selected values that are approximately the same. For example, if the numbers between 0 and 1 were the symbols and if 2 bits were available for the coded representation, one approach might be to approximate all numbers between 0 and 0.25 by the number 0.125, all numbers between 0.25 and 0.5 by 0.375, and so on. Whether such an approximation is adequate depends on the use to which the decoded data is put. The approximation is not reversible, in that there is no decoder which will recover the original symbol given just the code for the approximate value. However, if the number of bits available is large enough, then for many purposes a decoder could provide a number that is close enough. Floating-point representation of real numbers in computers is based on this philosophy.

## 2.2 Use of Spare Capacity

In many situations there are some unused code patterns, because the number of symbols is not an integral power of 2. There are several strategies possible to deal with this.

- Ignore
- Map to other values
- Reserve for future expansion
- Control codes
- Common abbreviations

These approaches will be illustrated in the following subsections with examples of common codes.

### 2.2.1 Binary Coded Decimal (BCD)

First, the extra bit patterns might be simply ignored. The decoder might return nothing, or might signal an error. Second, the extra patterns might be mapped into legal values. For example, unused patterns in BCD (Binary Coded Decimal) might all be converted to 9, under the theory that they represent 10, 11, 12, 13, 14, and 15, and the closest digit is 9. Or they might be decoded as 2, 3, 4, 5, 6, or 7, by setting the initial bit to 0, under the theory that the first bit might have been wrong. Neither of these theories is particularly appealing, yet in the design of any particular system using BCD code, some such action must be provided.

Digit	Code
0	0 0 0 0
1	0 0 0 1
2	0 0 1 0
3	0 0 1 1
4	0 1 0 0
5	0 1 0 1
6	0 1 1 0
7	0 1 1 1
8	1 0 0 0
9	1 0 0 1

Table 2.1: Binary Coded Decimal

### 2.2.2 Genetic Code

Another example of mapping unused patterns into legal values is provided by the Genetic Code, described in-depth in Section 2.7. A protein consists of a long sequence of amino acids, of 20 different types, each with between 10 and 27 atoms. Living organisms have millions of different proteins, and it is believed that all cell activity involves proteins. Proteins have to be made as part of the life process, yet it would be difficult to imagine millions of special-purpose chemical manufacturing units, one for each type of protein. Instead, a general-purpose mechanism assembles the proteins, guided by a description (think of it as a blueprint) that is contained in DNA (deoxyribonucleic acid) and RNA (ribonucleic acid) molecules. Both DNA and RNA are linear chains of small nucleotides; a DNA molecule might consist of more than a hundred million such nucleotides. In DNA there are four types of nucleotides, each consisting of some common structure and one of four different bases, named Adenine, Cytosine, Guanine, and Thymine. In RNA the structure is similar except that Thymine is replaced by Uracil.

The Genetic Code is a description of how a sequence of nucleotides specifies an amino acid. Given that relationship, an entire protein can be specified by a linear sequence of nucleotides. Note that the coded description of a protein is not by itself any smaller or simpler than the protein itself; in fact, the number of atoms needed to specify a protein is larger than the number in the protein itself. The standardized representation, however, allows the same assembly apparatus to fabricate many different proteins at different times.

Since there are four different nucleotides, one of them can specify at most four different amino acids. A sequence of two can specify 16 different amino acids. But this is not enough – there are 20 different amino acids used in proteins, so a sequence of three is needed. Such a sequence is called a codon. There are 64 different codons, more than enough to specify 20 amino acids. The spare capacity is used to provide more than one combination for most amino acids, thereby providing a degree of robustness. For example, the amino acid Alanine has 4 codes including all that start with GC; thus the third nucleotide can be ignored, so a mutation which changed it would not impair any biological functions. In fact, eight of the 20 amino acids have this same property that the third nucleotide is a “don’t care.” (It happens that the third nucleotide is more likely to be altered during transcription than the other two, due to an effect that has been called “wobble.”)

An examination of the Genetic Code reveals that three codons (UAA, UAG, and UGA) do not specify any amino acid. These three signify the end of the protein. Such a “stop code” is necessary because different proteins are of different length. The codon AUG specifies the amino acid Methionine and also signifies the beginning of a protein; all protein chains begin with Methionine. It is also common in man-made codes for some bit sequences to designate data and a few to designate control information.

### 2.2.3 Telephone Area Codes

The third way in which spare capacity can be used is by reserving it for future expansion. When AT&T established telephone Area Codes in 1947 (they were made available for public use in 1951), the codes contained three digits, with three restrictions.

- The first digit could not be 0 or 1, to avoid conflicts with 0 connecting to the operator, and initially 1 being an unintended effect of a sticky rotary dial, or today a signal that the person dialing acknowledges that the call is a toll call
- The middle digit could only be a 0 or 1 (0 for states and provinces with only one Area Code, and 1 for states and provinces with more than one)
- The last two digits could not be the same (numbers of the form *abb* are more easily remembered and therefore more valuable) thus *x11* dialing sequences such as 911 (emergency), 411 (directory assistance), and 611 (repair service) for local services were protected. This also permitted the later adoption of 500 (follow-me), 600 (Canadian wireless), 700 (interconnect services), 800 (toll-free calls), and 900 (added-value information services).

As a result only 144 Area Codes were possible. Initially 86 were used and were assigned so that numbers more rapidly dialed on rotary dials went to districts with larger incoming traffic (e.g., 212 for Manhattan). The remaining 58 codes were reserved for later assignment. As it happened, this reserve capacity was not adequate, and the restriction that the middle digit be only 0 or 1 had to be relaxed. On January 15, 1995, the first Area Code with a middle digit other than 0 or 1 was put into service, in Alabama. The present restrictions on area codes are that the first digit cannot be 0 or 1, the middle digit cannot be 9, and the last two digits cannot be the same. As of the beginning of 2000, 108 new Area Codes had been started, this great demand due in part to expanded use of the telephone networks for other services such as fax and cell phones, in part to political pressure from jurisdictions such as the Caribbean islands that wanted their own area codes, and in part by the large number of new telephone companies offering service and therefore needing at least one entire exchange in every rate billing district. It is expected that, at the current rate, the North American Numbering Plan (NANP) will run out of area codes within 20 years, and there are various proposals for how to deal with that.

### 2.2.4 IP Addresses

Another example of the need to reserve capacity for future use is afforded by IP (Internet Protocol) addresses, which is described in detail in Section 2.8. These are (in version 4) of the form  $x.x.x.x$  where each  $x$  is a number between 0 and 255, inclusive. Thus each Internet address can be coded in a total of 32 bits. IP addresses are assigned by the Internet Assigned Numbers Authority, <http://www.iana.org/>, (IANA).

The explosion of interest in the Internet has created a large demand for IP addresses, and the organizations that participated in the development of the Internet, who had been assigned large blocks of numbers, began to feel as though they were hoarding a valuable resource. Among these organizations are AT&T, BBN, IBM, Xerox, HP, DEC, Apple, MIT, Ford, Stanford, BNR, Prudential, duPont, Merck, the U.S. Postal Service, and several U.S. DoD agencies (see Section 2.8). The U.S. electric power industry, in the form of EPRI (formerly the Electric Power Research Institute), requested a large number of Internet addresses, for every billable household or office suite, for eventual use by remote meter reading equipment. The Internet Engineering Task Force, <http://www.ietf.org/>, (IETF) came to realize that Internet addresses were needed on a much more pervasive and finer scale than had been originally envisioned – for example, there will be a need for addresses for appliances such as refrigerators, ovens, telephones, and furnaces when these are Internet-enabled, and there will be several needed within every automobile and truck, perhaps one for each microprocessor and sensor on the vehicle. The result has been the development of version 6, IPv6, in which each address is still of the form  $x.x.x.x$ , but each  $x$  is now a 32-bit number between 0 and 4,294,967,295 inclusive. Thus new Internet addresses will require 128 bits. Existing addresses will not have to change, but all the network equipment will have to change to accommodate the larger address space. As of January 2001, the conversion to IPv6 is just starting. The new allocations include large blocks which are reserved for future expansion, and it is said (humorously) that there are blocks of addresses set aside for use by the other planets. The size of the address space is large enough to accommodate a unique hardware identifier for each personal computer, and some privacy advocates have pointed out that IPv6 may make anonymous Web surfing impossible.

### 2.2.5 ASCII

A fourth use for spare capacity in codes is to use some of it for denoting formatting or control operations. Many codes incorporate code patterns that are not data but control codes. For example, the Genetic Code includes three patterns of the 64 as stop codes to terminate the production of the protein.

The most commonly used code for text characters, ASCII (American Standard Code for Information Interchange, described in detail in Section 2.5) reserves 33 of its 128 codes explicitly for control, and only 95 for characters. These 95 include the 26 upper-case and 26 lower-case letters of the English alphabet, the 10 digits, space, and 32 punctuation marks.

## 2.3 Strategic Issues in the Design of Codes

Many codes are designed by humans. Sometimes codes are amazingly robust, simple, easy to work with, and extendable. Sometimes they are fragile, arcane, complex, and defy even the simplest generalization. Often a simple, practical code is developed for representing a small number of items, and its success draws attention and people start to use it outside its original context, to represent a larger class of objects, for purposes not originally envisioned. When codes are used by different organizations and built into cooperating hardware or software systems, they achieve a degree of permanence and are often standardized.

Codes that are successfully generalized often carry with them unintended biases from their original context. Sometimes the results are merely amusing, but in other cases such biases make the codes difficult to work with.

An example of a reasonably benign bias is the fact that ASCII has two characters that were originally intended to be ignored. ASCII started as the 7-bit pattern of holes on paper tape, used to record information from teletype machines. The tape originally had no holes (except a series of small holes, always present,

to align and feed the tape), and was fed through a punch. The tape could be punched either from a received transmission, or by a human typing on a keyboard. The leader (the first part of the tape) was unpunched, and therefore represented, in effect, a series of the character 0000000 of undetermined length (0 is represented as no hole). Of course when the tape was read the leader should be ignored, so by convention the character 0000000 was called NUL and was ignored. Later, when ASCII was used in computers, different systems treated NULs differently. Unix treats NUL as the end of a word in some circumstances, and this use interferes with applications in which the ASCII code is given a numerical interpretation. The other ASCII code which was originally intended to be ignored is DEL, 1111111. This convention was helpful to typists who could “erase” an error by backing up the tape and punching out every hole. In modern contexts DEL is often treated as a destructive backspace, but some text editors in the past have used DEL as a forward delete character, and sometimes it is simply ignored.

Another much more serious bias carried by ASCII is the use of two characters, CR (carriage return) and LF (line feed), to move to a new printing line. The physical mechanism in teletype machines had separate hardware to move the paper (on a continuous roll) up, and reposition the printing element to the left margin. The engineers who designed the code that evolved into ASCII surely felt they were doing a good thing by permitting these operations to be called for separately. They could not have imagined the grief they have given to later generations of engineers as ASCII was adapted to situations with different hardware and no need to move the point of printing as called for by CR and LF separately. Different computing systems have chosen different interpretations (Unix uses LF for a new line and ignores CR, Macintoshes use CR and ignore LF, and DOS/Windows requires both) and this incompatibility is a continuing, serious source of frustration and errors.

Telephone area codes in North America offer another example of how initial assumptions caused later difficulty, and this is surprising in light of the generally high quality of North American telephone standards, and the fact that the industry was tightly coordinated. It was necessary to allow the middle digit to be any digit, not just 0 or 1. Much telephone equipment in use had been designed around the assumption that the middle digit could only be 0 or 1, especially PBX (Private Branch eXchanges) designed by independent suppliers. Not all the equipment was upgraded in time, with the result that some customers were unable to place outgoing calls to the new area codes for a brief period. The upgrades required both revised software and, in some cases, new hardware.

## 2.4 Fixed-Length and Variable-Length Codes

A decision that must be made very early in the design of a code is whether to represent all symbols with codes of the same number of bits (fixed length) or to let some symbols use shorter codes than others (variable length). There are advantages to both schemes.

Fixed-length codes are usually easier to deal with because both the coder and decoder know in advance how many bits are involved, and it is only a matter of setting or reading the values. With variable-length codes, the decoder must use the values of the bits to determine when the symbol is known and therefore when to start interpreting the next bit as the beginning of the next coded symbol.

Fixed-length codes can be supported by parallel transmission and interpretation, in which the bits are communicated from the coder to the decoder simultaneously, using multiple wires to carry the voltages, for example. This approach should be contrasted with serial transport of the coded information, in which a single wire sends a stream of bits and the decoder must decide how the bits are to be used to decode the different symbols. If a decoder gets mixed up, or looks at a stream of bits after it has started, it might not know when one symbol stops and the next one starts. This is referred to as a “framing error.” To eliminate framing errors, stop bits are often sent between symbols; typically ASCII sent over serial lines has 1 or 2 stop bits, normally given the value 0. Thus if a decoder is out of step, it will eventually find a 1 in what it assumed should be a stop bit, and it can try to resynchronize. Although in theory framing errors could persist for long periods, in practice use of stop bits works well.

### 2.4.1 Morse Code

Variable-length codes are useful if some symbols occur more frequently than others. The idea is to assign short sequences to common symbols, and long sequences to uncommon symbols, thereby achieving shorter coded messages on average. For example, not all letters in the English alphabet are equally common; the letters X, J, Q, and Z are quite rarely used. Here is a table of the frequency of the letters in written English (the number of times each letter is, on average, found per 1000 letters):

132	E	61	S	24	U
104	T	53	H	20	G, P, Y
82	A	38	D	19	W
80	O	34	L	14	B
71	N	29	F	9	V
68	R	27	C	4	K
63	I	25	M	1	X, J, Q, Z

Table 2.2: Frequency of use for letters in written English

Variable-length codes intended for English text can achieve greater efficiency by choosing a short bit pattern for the letters such as E, T, A, O, and N, and letting the less commonly used letters have longer patterns. Of course the specific patterns used must be chosen “prefix-free” in the sense that a short code cannot be the same as the first part of any longer code – otherwise the decoder would not be able to tell them apart. In practice the benefit gained has not, in the case of text, been sufficient to justify the greater complexity, and text is normally coded in a fixed-length code such as ASCII. However, one exception is Morse Code.

Morse Code was designed for use on telegraphs, and it later saw use in radio communications before AM radios could carry voice. Until 1999 it was a required mode of communication for ocean vessels, even though it was rarely used (the theory apparently was that some older craft might not have converted to more modern communications gear). Ability to send and receive Morse Code is still a requirement for U.S. citizens who want a radio amateur license.

Morse Code is named after Samuel F. B. Morse, the inventor of the telegraph, who is credited with its modern form. It consists of a sequence of short and long pulses or tones (dots and dashes) separated by short periods of silence. A person generates Morse Code by making and breaking an electrical connection on a “key,” and the person on the other end of the line listens to the sequence of dots and dashes and converts them to letters, spaces, and punctuation.

Since Morse Code is designed to be heard, not seen, the chart of the English letters in Table 2.3 is only marginally useful. You cannot learn Morse Code from looking at the dots and dashes on paper; you have to hear them. If you want to listen to it on text of your choice, try

- <http://wasp-wwii.org/wasp/sound/morse1.html>  
which has a generator written in Java that runs in your Web browser, or
- <http://www.soton.ac.uk/%7Escp93ch/refer/morseform.html>  
which can give you an audio file to play

If the duration of a dot is taken to be one unit then that of a dash is three units. The space between the dots and dashes within one character is one unit, that between characters is three units, and that between words seven units. Space is not considered a character, as it is in ASCII.

A comparison of these two charts shows that Morse did a fairly good job of assigning short sequences to the more common letters. It is reported that he did this not by consulting books and newspapers and counting letters, but by visiting a print shop. The printing presses at the time used movable type, with separate letters assembled by the printer into lines. Each letter was available in multiple copies for each font and size, in the form of pieces of lead. Morse simply counted the pieces of type available for each letter of

A	·—	K	—·—	U	··—	0	-----	Period	·-·-·-
B	-···	L	·-··	V	··-·	1	·-----	Hyphen	-·-·-·-
C	-·-·	M	---	W	·-·-·	2	··-----	Comma	-·-·-·-
D	-··	N	-·	X	-··-	3	··-·-	Colon	-·-·-·-
E	·	O	---	Y	-·-·-	4	··-·-	Question Mark	·-·-·-
F	··-·	P	·-·-·	Z	-·-·-	5	··-·-	Apostrophe	·-·-·-
G	-·-·	Q	-·-·-			6	-·-·-	Parenthesis	-·-·-·-
H	····	R	·-·			7	-·-·-	Quotation mark	·-·-·-
I	··	S	··			8	-·-·-	Fraction bar	-·-·-
J	·-·-·	T	-			9	-·-·-	Delete prior word	··-·-·-
								End of Transmission	·-·-·-

Table 2.3: Morse Code

the alphabet, assuming that the printers knew their business and stocked their cases with the right quantity of each letter. The wooden type cases were arranged with two rows, the capital letters in the upper one and small letters in the lower one. Printers referred to those from the upper row of the case as “uppercase” letters.



## 2.5 Detail: ASCII

ASCII, which stands for “The American Code for Information Interchange,” was introduced by the American National Standards Institute (ANSI) in 1963. It is the most commonly used character code. In an 8-bit context, the leading bit is set to 0; thus ASCII can be thought of as the “bottom half” of an 8-bit character code. The code is as follows:

Control Characters				Digits			Uppercase			Lowercase		
HEX	DEC	CHR	Ctrl	HEX	DEC	CHR	HEX	DEC	CHR	HEX	DEC	CHR
00	0	NUL	^@	20	32	SP	40	64	@	60	96	‘
01	1	SOH	^A	21	33	!	41	65	A	61	97	a
02	2	STX	^B	22	34	”	42	66	B	62	98	b
03	3	ETX	^C	23	35	#	43	67	C	63	99	c
04	4	EOT	^D	24	36	\$	44	68	D	64	100	d
05	5	ENQ	^E	25	37	%	45	69	E	65	101	e
06	6	ACK	^F	26	38	&	46	70	F	66	102	f
07	7	BEL	^G	27	39	’	47	71	G	67	103	g
08	8	BS	^H	28	40	(	48	72	H	68	104	h
09	9	HT	^I	29	41	)	49	73	I	69	105	i
0A	10	LF	^J	2A	42	*	4A	74	J	6A	106	j
0B	11	VT	^K	2B	43	+	4B	75	K	6B	107	k
0C	12	FF	^L	2C	44	,	4C	76	L	6C	108	l
0D	13	CR	^M	2D	45	-	4D	77	M	6D	109	m
0E	14	SO	^N	2E	46	.	4E	78	N	6E	110	n
0F	15	SI	^O	2F	47	/	4F	79	O	6F	111	o
10	16	DLE	^P	30	48	0	50	80	P	70	112	p
11	17	DC1	^Q	31	49	1	51	81	Q	71	113	q
12	18	DC2	^R	32	50	2	52	82	R	72	114	r
13	19	DC3	^S	33	51	3	53	83	S	73	115	s
14	20	DC4	^T	34	52	4	54	84	T	74	116	t
15	21	NAK	^U	35	53	5	55	85	U	75	117	u
16	22	SYN	^V	36	54	6	56	86	V	76	118	v
17	23	ETB	^W	37	55	7	57	87	W	77	119	w
18	24	CAN	^X	38	56	8	58	88	X	78	120	x
19	25	EM	^Y	39	57	9	59	89	Y	79	121	y
1A	26	SUB	^Z	3A	58	:	5A	90	Z	7A	122	z
1B	27	ESC	^[	3B	59	;	5B	91	[	7B	123	{
1C	28	FS	^\	3C	60	i	5C	92	\	7C	124	—
1D	29	GS	]`	3D	61	=	5D	93	]	7D	125	}
1E	30	RS	^^	3E	62	>	5E	94	^	7E	126	~
1F	31	US	^_	3F	63	?	5F	95	-	7F	127	DEL

Table 2.4: ASCII Character Set

The control characters are used to signal special conditions, as covered in Table 2.5.

The 128 characters represented by codes between HEX 80 and HEX FF (sometimes called “high ASCII”) are defined differently in different contexts. On many operating systems they include the accented Western European letters and various additional punctuation marks. On IBM PCs they include line-drawing characters. Macs use a different encoding.

Fortunately, people now appreciate the need for interoperability of computer platforms, so more universal standards are coming into favor. The most common code in use for Web pages is ISO-8859-1 (ISO-Latin) which uses the 96 codes between HEX A0 and HEX FF for various accented letters and punctuation of

HEX	DEC	CHR	Ctrl	Meaning
00	0	NUL	~@	NULl blank leader on paper tape; generally ignored
01	1	SOH	~A	Start Of Heading
02	2	STX	~B	Start of TeXt
03	3	ETX	~C	End of TeXt; matches STX
04	4	EOT	~D	End Of Transmission
05	5	ENQ	~E	ENQuiry
06	6	ACK	~F	ACKnowledge; affirmative response to ENQ
07	7	BEL	~G	BELl; audible signal, a bell on early machines
08	8	BS	~H	BackSpace; nondestructive, ignored at left margin
09	9	HT	~I	Horizontal Tab
0A	10	LF	~J	Line Feed; paper up or print head down; new line on Unix
0B	11	VT	~K	Vertical Tab
0C	12	FF	~L	Form Feed; start new page
0D	13	CR	~M	Carriage Return; print head to left margin; new line on Macs
0E	14	SO	~N	Shift Out; start use of alternate character set
0F	15	SI	~O	Shift In; resume use of default character set
10	16	DLE	~P	Data Link Escape; changes meaning of next character
11	17	DC1	~Q	Device Control 1; if flow control used, XON, OK to send
12	18	DC2	~R	Device Control 2
13	19	DC3	~S	Device Control 3; if flow control used, XOFF, stop sending
14	20	DC4	~T	Device Control 4
15	21	NAK	~U	Negative AcKnowledge; response to ENQ
16	22	SYN	~V	SYNchronous idle
17	23	ETB	~W	End of Transmission Block
18	24	CAN	~X	CANcel; disregard previous block
19	25	EM	~Y	End of Medium
1A	26	SUB	~Z	SUBstitute
1B	27	ESC	~[	ESCape; changes meaning of next character
1C	28	FS	~\	File Separator; coarsest scale
1D	29	GS	~]	Group Separator; coarse scale
1E	30	RS	^^	Record Separator; fine scale
1F	31	US	~_	Unit Separator; finest scale
20	32	SP		SPace; not always considered a control character
7F	127	DEL		DELete; orginally ignored; often destructive backspace

Table 2.5: ASCII control characters

Western European languages, and a few other symbols. The 32 characters between HEX 80 and HEX 9F are reserved as control characters in ISO-8859-1.

Nature abhors a vacuum: Most people don't want 32 more control characters (indeed, of the 33 control characters in 7-bit ASCII, only a dozen or so are regularly used in text). Consequently there has been no end of ideas for using HEX 80 to HEX 9F. The most widely used convention is Microsoft's Code Page 1252 (Latin I) which is the same as ISO-8859-1 (ISO-Latin) except that 27 of the 32 control codes are assigned to printed characters. The most interesting of these characters is HEX 80, the Euro. Not all platforms and operating systems recognize CP-1252, so documents, and in particular Web pages, require special attention.

## Beyond 8 Bits

To represent Asian languages, many more characters are needed. There is currently active development of appropriate standards, and it is generally felt that the total number of characters is less than 65,536. This is fortunate because that many different characters could be represented in 16 bits, or 2 bytes. In order to stay within this number, the written versions of some of the Chinese dialects must share symbols that look alike.

The strongest candidate for a 2-byte standard character code today is known as Unicode.

## References

There are many Web pages that give the ASCII chart, with extensions to all the world's languages. Among the more useful:

- Jim Price, with PC and Windows 8-bit charts, and several further links  
<http://www.jimprice.com/jim-asc.htm>
- Mac OS Characters, including 8-bit Mac chart  
<http://developer.apple.com/techpubs/mac/Text/Text-30.html>
- A Brief History of Character Codes, with a good discussion of extension to Asian languages  
<http://tronweb.super-nova.co.jp/characodehist.html>
- Unicode home page  
<http://www.unicode.org/>
- CP-1252 standard, definitive  
<http://www.microsoft.com/globaldev/reference/sbcs/1252.htm>
- CP-1252 compared to:
  - Unicode  
<ftp://ftp.unicode.org/Public/MAPPINGS/VENDORS/MICSFT/WINDOWS/CP1252.TXT>
  - Unicode/HTML  
<http://www.hclrss.demon.co.uk/demos/ansi.html>
  - ISO-8859-1/MacOS  
<http://www.jwz.org/doc/charsets.html>

## 2.6 Detail: Integer Codes

There are many ways to represent integers as bit patterns. All suffer from an inability to represent arbitrarily large integers in a fixed number of bits. A computation which produces an out-of-range result is said to overflow.

The most commonly used representations are binary code for unsigned integers (e.g., memory addresses), 2's complement for signed integers (e.g., ordinary arithmetic), and binary gray code for instruments measuring changeable quantities.

The following table gives five examples of 4 bit integer codes. The **MSB** (most significant bit) is on the left and the **LSB** (least significant bit) on the right.

Range	Unsigned Integers		Signed Integers		
	Binary Code [0, 15]	Binary Gray Code [0, 15]	2's Complement [-8, 7]	Sign/Magnitude [-7,7]	1's Complement [-7,7]
-8			1 0 0 0		
-7			1 0 0 1	1 1 1 1	1 0 0 0
-6			1 0 1 0	1 1 1 0	1 0 0 1
-5			1 0 1 1	1 1 0 1	1 0 1 0
-4			1 1 0 0	1 1 0 0	1 0 1 1
-3			1 1 0 1	1 0 1 1	1 1 0 0
-2			1 1 1 0	1 0 1 0	1 1 0 1
-1			1 1 1 1	1 0 0 1	1 1 1 0
0	0 0 0 0	0 0 0 0	0 0 0 0	0 0 0 0	0 0 0 0
1	0 0 0 1	0 0 0 1	0 0 0 1	0 0 0 1	0 0 0 1
2	0 0 1 0	0 0 1 1	0 0 1 0	0 0 1 0	0 0 1 0
3	0 0 1 1	0 0 1 0	0 0 1 1	0 0 1 1	0 0 1 1
4	0 1 0 0	0 1 1 0	0 1 0 0	0 1 0 0	0 1 0 0
5	0 1 0 1	0 1 1 1	0 1 0 1	0 1 0 1	0 1 0 1
6	0 1 1 0	0 1 0 1	0 1 1 0	0 1 1 0	0 1 1 0
7	0 1 1 1	0 1 0 0	0 1 1 1	0 1 1 1	0 1 1 1
8	1 0 0 0	1 1 0 0			
9	1 0 0 1	1 1 0 1			
10	1 0 1 0	1 1 1 1			
11	1 0 1 1	1 1 1 0			
12	1 1 0 0	1 0 1 0			
13	1 1 0 1	1 0 1 1			
14	1 1 1 0	1 0 0 1			
15	1 1 1 1	1 0 0 0			

Table 2.6: Four bit integer codes

### Binary Code

This code is for nonnegative integers. For code of length  $n$ , the  $2^n$  patterns represent integers 0 through  $2^n - 1$ . The LSB (least significant bit) is 0 for even and 1 for odd integers.

## Binary Gray Code

This code is for nonnegative integers. For code of length  $n$ , the  $2^n$  patterns represent integers 0 through  $2^n - 1$ . The two bit patterns of adjacent integers differ in exactly one bit. This property makes the code useful for sensors where the integer being encoded might change while a measurement is in progress. The following anonymous tribute appeared in Martin Gardner's column "Mathematical Games" in Scientific American, August, 1972, but actually was known much earlier.

*The Binary Gray Code is fun,  
for with it STRANGE THINGS can be done...  
Fifteen, as you know,  
is one oh oh oh,  
while ten is one one one one.*

## 2's Complement

This code is for integers, both positive and negative. For a code of length  $n$ , the  $2^n$  patterns represent integers  $-2^{n-1}$  through  $2^{n-1} - 1$ . The LSB (least significant bit) is 0 for even and 1 for odd integers. Where they overlap, this code is the same as binary code. This code is widely used.

## Sign/Magnitude

This code is for integers, both positive and negative. For code of length  $n$ , the  $2^n$  patterns represent integers  $-(2^{n-1} - 1)$  through  $2^{n-1} - 1$ . The MSB (most significant bit) is 0 for positive and 1 for negative integers; the other bits carry the magnitude. Where they overlap, this code is the same as binary code. While conceptually simple, this code is awkward in practice. Its separate representations for +0 and -0 are not generally useful.

## 1's Complement

This code is for integers, both positive and negative. For code of length  $n$ , the  $2^n$  patterns represent integers  $-(2^{n-1} - 1)$  through  $2^{n-1} - 1$ . The MSB is 0 for positive integers; negative integers are formed by complementing each bit of the corresponding positive integer. Where they overlap, this code is the same as binary code. This code is awkward and rarely used today. Its separate representations for +0 and -0 are not generally useful.

## 2.7 Detail: The Genetic Code\*

The basic building block of your body is a cell. Two or more groups of cells form tissues, such as bone or muscle; tissues organize to form organs, such as the heart or brain; organs form organ systems, such as the circulatory system or nervous system; the organ systems together form you, the organism. Cells can be classified as either eukaryote or prokaryote cells – with or without a nucleus, respectively. The cells that make up your body and those of all animals, plants, and fungi are eukaryotic. Prokaryotes are bacteria and cyanobacteria.

The nucleus forms a separate compartment from the rest of the cell body; this compartment serves as the central storage center for all the hereditary information of the eukaryote cells. All of the genetic information that forms the book of life is stored on individual chromosomes found within the nucleus. In healthy humans there are 23 pairs of chromosomes (46 total). Each one of the chromosomes contains one threadlike deoxyribonucleic acid (DNA) molecule. Genes are the functional regions along these DNA strands, and are the fundamental physical units that carry hereditary information from one generation to the next. In the prokaryotes the chromosomes are free floating in the cell body since there is no nucleus.

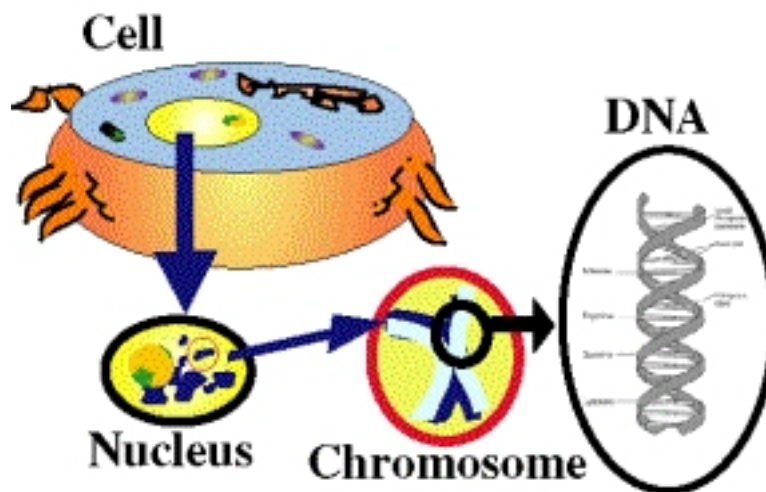


Figure 2.2: Location of DNA inside of a Cell

The DNA molecules are composed of two interconnected chains of nucleotides that form one DNA strand. Each nucleotide is composed of a sugar, phosphate, and one of four bases. The bases are adenine, guanine, cytosine, and thymine. For convenience each nucleotide is referenced by its base; instead of saying deoxyguanosine monophosphate we would simply say guanine (or G) when referring to the individual nucleotide. Thus we could write CCACCA to indicate a chain of interconnected cytosine-cytosine-adenine-cytosine-cytosine-adenine nucleotides.

The individual nucleotide chains are interconnected through the pairing of their nucleotide bases into a single double helix structure. The rules for pairing are that cytosine always pairs with guanine and thymine always pairs with adenine. These DNA chains are replicated during somatic cell division (that is, division of all cells except those destined to be sex cells) and the complete genetic information is passed on to the resulting cells.

Genes are part of the chromosomes and coded for on the DNA strands. Individual functional sections of the threadlike DNA are called genes. The information encoded in genes directs the maintenance and development of the cell and organism. This information travels a path from the input to the output: DNA (genes)  $\Rightarrow$  mRNA  $\Rightarrow$  ribosome/tRNA  $\Rightarrow$  Protein. In essence the protein is the final output that is generated from the genes, such that the genes are blueprints for the individual proteins. The proteins themselves

\*This section is based on notes written by Tim Wagner

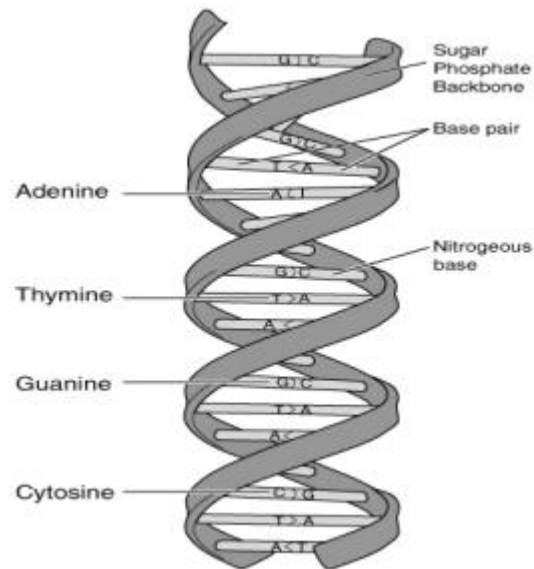


Figure 2.3: A schematic of DNA showing its helical structure

can be structural components of your body (such as muscle fibers) or functional components (enzymes that help regulate thousands of biochemical processes in your body). Proteins are built from polypeptide chains, which are just strings of amino acids (a single polypeptide chain constitutes a protein, but often functional proteins are composed of multiple polypeptide chains).

The genetic message is communicated from the cell nucleus's DNA to ribosomes outside the nucleus via messenger RNA (ribosomes are cell components that help in the eventual construction of the final protein). Transcription is the process in which messenger RNA is generated from the DNA. The messenger RNA is a copy of a section of a single nucleotide chain. It is a single strand, exactly like DNA except for differences in the nucleotide sugar and that the base thymine is replaced by uracil. Messenger RNA forms by the same base pairing rule as DNA except T is replaced by U (C to G, U to A).

This messenger RNA is translated in the cell body, with the help of ribosomes and tRNA, into a string of amino acids (a protein). The ribosome holds the messenger RNA in place and the transfer RNA places the appropriate amino acid into the forming protein, illustrated schematically in the diagram below.

The messenger RNA is translated into a protein by first docking with a ribosome. An initiator tRNA binds to the ribosome at a point corresponding to a start codon on the mRNA strand – in humans this corresponds to the AUG codon. This tRNA molecule carries the appropriate amino acid called for by the codon and matches up with the mRNA chain at another location along its nucleotide chain called an anticodon. The bonds form via the same base pairing rule for mRNA and DNA (there are some pairing exceptions that will be ignored for simplicity). Then a second tRNA molecule will dock on the ribosome of the neighboring location indicated by the next codon. It will also be carrying the corresponding amino acid that the codon calls for. Once both tRNA molecules are docked on the ribosome the amino acids that they are carrying bond together. The initial tRNA molecule will detach leaving behind its amino acid on a now growing chain of amino acids. Then the ribosome will shift over one location on the mRNA strand to make room for another tRNA molecule to dock with another amino acid. This process will continue until a stop codon is read on the mRNA; in humans the termination factors are UAG, UAA, and UGA. When the stop codon is read the chain of amino acids (protein) will be released from the ribosome structure.

What are amino acids? They are organic compounds with a central carbon atom, to which is attached by covalent bonds

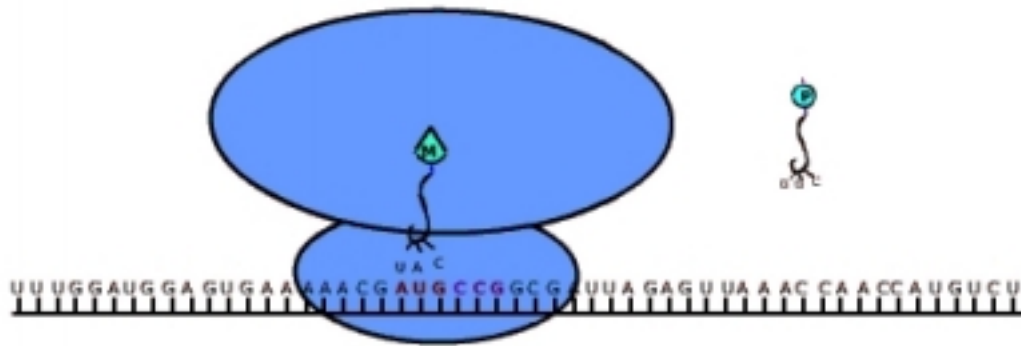


Figure 2.4: RNA to Protein transcription (click on figure for the online animation at <http://www-mtl.mit.edu/Courses/6.050/notes/rna-to-proteins.html>)

- a single hydrogen atom H
- an amino group  $\text{NH}_2$
- a carboxyl group  $\text{COOH}$
- a side chain, different for each amino acid

The side chains range in complexity from a single hydrogen atom (for the amino acid glycine), to structures incorporating as many as 18 atoms (arginine). Thus each amino acid contains between 10 and 27 atoms. Exactly twenty different amino acids (sometimes called the “common amino acids”) are used in the production of proteins as described above. Ten of these are considered “essential” because they are not manufactured in the human body and therefore must be acquired through eating (arginine is essential for infants and growing children). Nine amino acids are hydrophilic (water-soluble) and eight are hydrophobic (the other three are called “special”). Of the hydrophilic amino acids, two have net negative charge in their side chains and are therefore acidic, three have a net positive charge and are therefore basic; and four have uncharged side chains. Usually the side chains consist entirely of hydrogen, nitrogen, carbon, and oxygen atoms, although two (cysteine and methionine) have sulfur as well.

There are twenty different common amino acids that need to be coded for and only four different bases. How is this done? As single entities the nucleotides (A,C,T, or G) could only code for four amino acids, obviously not enough. As pairs they could code for 16 ( $4^2$ ) amino acids, again not enough. With triplets we could code for 64 ( $4^3$ ) possible amino acids – this is the way it is actually done in the body, and the string of three nucleotides together is called a codon. Why is this done? How has evolution developed such an inefficient code with so much redundancy? There are multiple codons for a single amino acid for two main biological reasons: multiple tRNA species exist with different anticodons to bring certain amino acids to the ribosome, and errors/sloppy pairing can occur during translation (this is called wobble).

Codons, strings of three nucleotides, thus code for amino acids. In the tables below are the genetic code, from the messenger RNA codon to amino acid, and various properties of the amino acids<sup>1</sup> In the tables below \* stands for (U, C, A, or G); thus CU\* could be either CUU, CUC, CUA, or CUG.

<sup>1</sup>shown are the one-letter abbreviation for each, its molecular weight, and some of its properties, taken from H. Lodish, D. Baltimore, A. Berk, S. L. Zipursky, P. Matsudaira, and J. Darnell, “Molecular Cell Biology,” third edition, W. H. Freeman and Company, New York, NY; 1995.



		Second Nucleotide Base of mRNA Codon			
		U	C	A	G
First Nucleotide Base of mRNA Codon	U	UUU = Phe UUC = Phe UUA = Leu UUG = Leu	UC* = Ser	UAU = Tyr UAC = Tyr UAA = stop UAG = stop	UGU = Cys UGC = Cys UGA = stop UGG = Trp
	C	CU* = Leu	CC* = Pro	CAU = His CAC = His CAA = Gln CAG = Gln	CG* = Arg
	A	AUU = Ile AUC = Ile AUA = Ile AUG = Met (start)	AC* = Thr	AAU = Asn AAC = Asn AAA = Lys AAG = Lys	AGU = Ser AGC = Ser AGA = Arg AGG = Arg
	G	GU* = Val	GC* = Ala	GAU = Asp GAC = Asp GAA = Glu GAG = Glu	GG* = Gly

Table 2.7: Condensed chart of Amino Acids

Symbols		Amino Acid	M Wt	Properties		Codon(s)
Ala	A	Alanine	89.09	Non-essential	Hydrophobic	GC*
Arg	R	Arginine	174.20	Essential	Hydrophilic, basic	CG* AGA AGG
Asn	N	Asparagine	132.12	Non-essential	Hydrophilic, uncharged	AAU AAC
Asp	D	Aspartic Acid	133.10	Non-essential	Hydrophilic, acidic	GAU GAC
Cys	C	Cysteine	121.15	Non-essential	Special	UGU UGC
Gln	Q	Glutamine	146.15	Non-essential	Hydrophilic, uncharged	CAA CAG
Glu	E	Glutamic Acid	147.13	Non-essential	Hydrophilic, acidic	GAA GAG
Gly	G	Glycine	75.07	Non-essential	Special	GG*
His	H	Histidine	155.16	Essential	Hydrophilic, basic	CAU CAC
Ile	I	Isoleucine	131.17	Essential	Hydrophobic	AUU AUC AUA
Leu	L	Leucine	131.17	Essential	Hydrophobic	UUA UUG CU*
Lys	K	Lysine	146.19	Essential	Hydrophilic, basic	AAA AAG
Met	M	Methionine	149.21	Essential	Hydrophobic	AUG
Phe	F	Phenylalanine	165.19	Essential	Hydrophobic	UUU UUC
Pro	P	Proline	115.13	Non-essential	Special	CC*
Ser	S	Serine	105.09	Non-essential	Hydrophilic, uncharged	UC* AGU AGC
Thr	T	Threonine	119.12	Essential	Hydrophilic, uncharged	AC*
Trp	W	Tryptophan	204.23	Essential	Hydrophobic	UGG
Tyr	Y	Tyrosine	181.19	Non-essential	Hydrophobic	UAU UAC
Val	V	Valine	117.15	Essential	Hydrophobic	GU*
start		Methionine				AUG
stop						UAA UAG UGA

Table 2.8: The Amino Acids and some properties

## 2.8 Detail: IP Addresses

This table an excerpt from IPv4, <http://www.iana.org/assignments/ipv4-address-space> (version 4, which is in the process of being phased out in favor of version 6). IP addresses are assigned by the Internet Assigned Numbers Authority, <http://www.iana.org/>, (IANA).

Based at the University of Southern California's Information Sciences Institute, <http://www.isi.edu/>, IANA is in charge of all "unique parameters" on the Internet, including IP (Internet Protocol) addresses. Each domain name is associated with a unique IP address, a numerical name consisting of four blocks of up to three digits each, e.g. 204.146.46.8, which systems use to direct information through the network.

### Internet Protocol Address Space

The allocation of Internet Protocol version 4 (IPv4) address space to various registries is listed here. Originally, all the IPv4 address spaces was managed directly by the IANA. Later, parts of the address space were allocated to various other registries to manage for particular purposes or regional areas of the world. RFC 1466 documents most of these allocations.

Address Block	Registry - Purpose	Date
000/8	IANA - Reserved	Sep 81
001/8	IANA - Reserved	Sep 81
002/8	IANA - Reserved	Sep 81
003/8	General Electric Company	May 94
004/8	Bolt Beranek and Newman Inc.	Dec 92
005/8	IANA - Reserved	Jul 95
006/8	Army Information Systems Center	Feb 94
007/8	IANA - Reserved	Apr 95
008/8	Bolt Beranek and Newman Inc.	Dec 92
009/8	IBM	Aug 92
010/8	IANA - Private Use	Jun 95
011/8	DoD Intel Information Systems	May 93
012/8	AT & T Bell Laboratories	Jun 95
013/8	Xerox Corporation	Sep 91
014/8	IANA - Public Data Network	Jun 91
015/8	Hewlett-Packard Company	Jul 94
016/8	Digital Equipment Corporation	Nov 94
017/8	Apple Computer Inc.	Jul 92
018/8	MIT	Jan 94
019/8	Ford Motor Company	May 95
020/8	Computer Sciences Corporation	Oct 94
021/8	DDN-RVN	Jul 91
022/8	Defense Information Systems Agency	May 93
023/8	IANA - Reserved	Jul 95
024/8	IANA - Cable Block	Jul 95
025/8	Royal Signals and Radar Establishment	Jan 95
	⋮	

Table 2.9: IP Address Assignments - partial list